



HOF3

Sistemas de Perfilaría

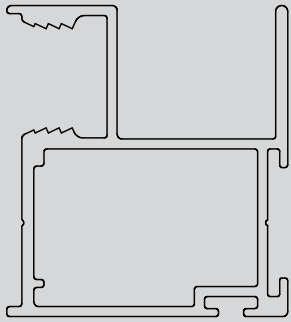
Flat Line

Instalaciones





FLAT LINE (10/4)



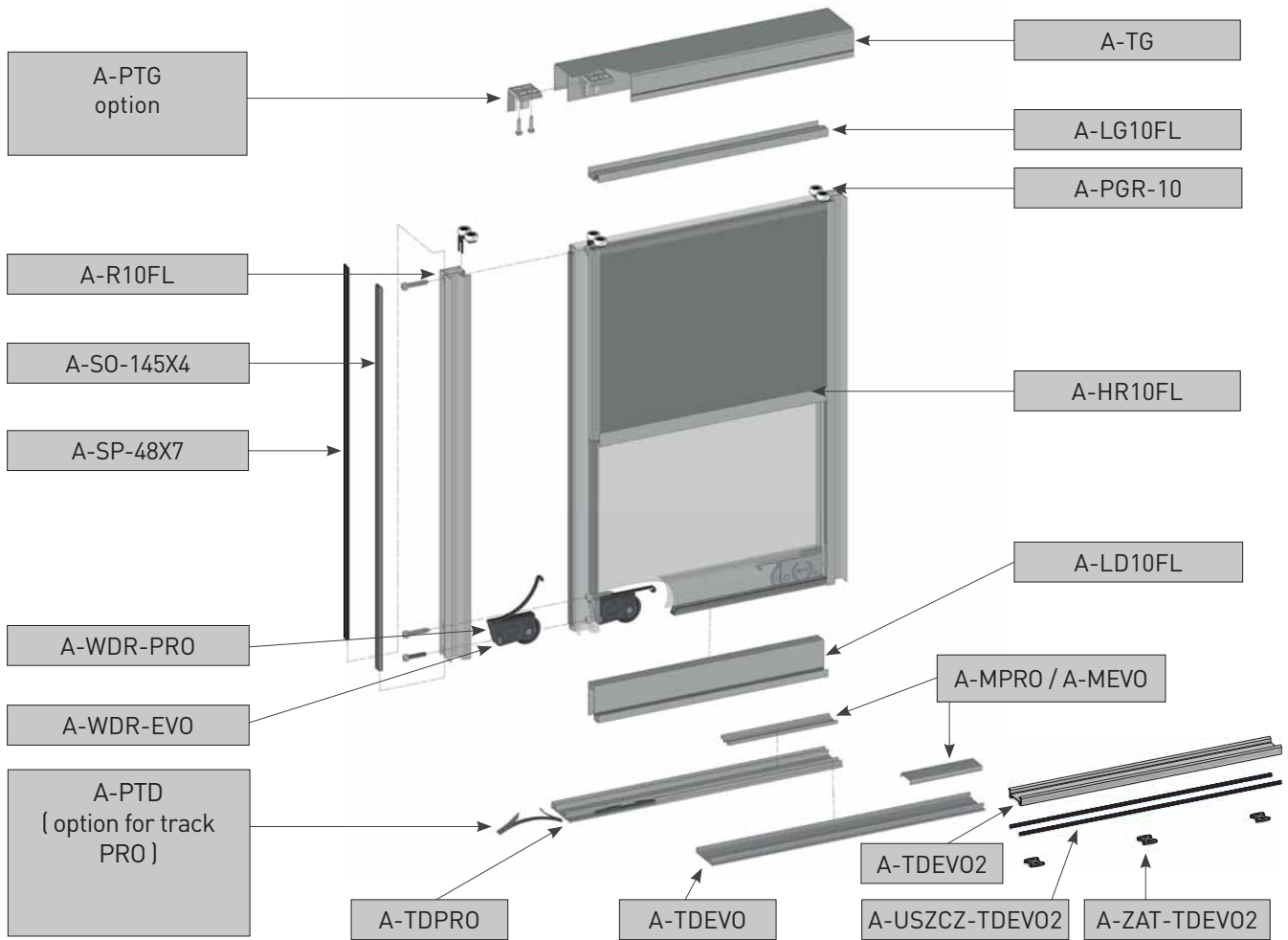
APPLICATION



CHARACTERISTICS






















































ET INCLUDES / КОМПЛЕКТАЦІЯ



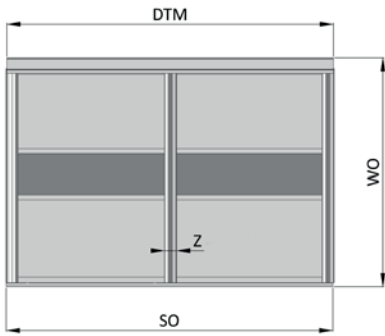
Top roller 10 mm	Bottom roller PRO	Bottom roller EVO	Top positioner	Bottom positioner	Buffer strip 14,5x4
A-PGR-10*	A-WDR-PRO	A-WDR-EVO	A-PTG	A-PTD	<ul style="list-style-type: none"> ● A-SO-145X4 ○ A-SO-145X4-10 ● A-SO-145X4-20

* zestawiscrews not included

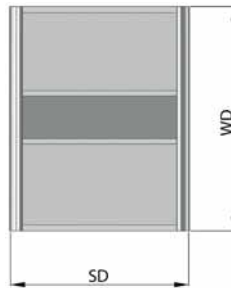
		 170 cm	 235 cm	 270 cm	 300 cm	 405 cm	 600 cm
Handle FLAT LINE 		-	-	A-R10FL-270-05	-	-	-
		-	-	A-R10FL-270-90	-	-	-
		-	-	A-R10FL-270-10	-	-	-
Toptrack 		A-TG-170-05	A-TG-235-05	-	A-TG-300-05	A-TG-405-05	A-TG-600-05
		A-TG-170-90	A-TG-235-90	-	A-TG-300-90	A-TG-405-90	A-TG-600-90
		-	-	-	A-TG-300-10	A-TG-405-10	-
Top strip 		-	A-LG10FL-235-05	-	A-LG10FL-300-05	-	-
		-	A-LG10FL-235-90	-	A-LG10FL-300-90	-	-
		-	-	-	A-LG10FL-300-10	-	-
HR 10FL-profile 		-	-	-	A-HR10FL-300-05	-	-
		-	-	-	A-HR10FL-300-90	-	-
		-	-	-	A-HR10FL-300-10	-	-
Bottom strip 		-	A-LD10FL-235-05	-	A-LD10FL-300-05	-	-
		-	A-LD10FL-235-90	-	A-LD10FL-300-90	-	-
		-	-	-	A-LD10FL-300-10	-	-
Bottom track PRO 		A-TDPRO-170-05	A-TDPRO-235-05	-	A-TDPRO-300-05	A-TDPRO-405-05	A-TDPRO-600-05
		A-TDPRO-170-90	A-TDPRO-235-90	-	A-TDPRO-300-90	A-TDPRO-405-90	A-TDPRO-600-90
Masking cover PRO 		A-MPRO-170-05	A-MPRO-235-05	-	A-MPRO-300-05	A-MPRO-405-05	-
		A-MPRO-170-90	A-MPRO-235-90	-	A-MPRO-300-90	A-MPRO-405-90	-
Bottom track EVO 		A-TDEVO-170-05	A-TDEVO-235-05	-	A-TDEVO-300-05	A-TDEVO-405-05	A-TDEVO-600-05
		A-TDEVO-170-90	A-TDEVO-235-90	-	A-TDEVO-300-90	A-TDEVO-405-90	A-TDEVO-600-90
		-	-	-	A-TDEVO-300-10	A-TDEVO-405-10	-
Masking cover EVO 		A-MEVO-170-05	A-MEVO-235-05	-	A-MEVO-300-05	A-MEVO-405-05	-
		A-MEVO-170-90	A-MEVO-235-90	-	A-MEVO-300-90	A-MEVO-405-90	-
		-	-	-	A-MEVO-300-10A	A-MEVO-405-10	-
Bottom track EVO 2 		A-TDEVO2-170-05	A-TDEVO2-235-05	-	A-TDEVO2-300-05	A-TDEVO2-405-05	A-TDEVO2-600-05
		A-TDEVO2-170-90	A-TDEVO2-235-90	-	A-TDEVO2-300-90	A-TDEVO2-405-90	A-TDEVO2-600-90

Anti-dust strip without glue 4,8x7 	U medium hard 	Seal type CH, hard 	Seal type CH, soft 	Steel metal screw 6,3x32 	Gasket for EVO 2 track 	Mounting clip for bottom track EVO 2 2 
 A-SP-48X7	A-USZCZ-U4	A-USZCZ-CH4	A-USZCZ-CHM4	A-B63-32	A-USZCZ-TDEVO2	A-ZAT-TDEVO2

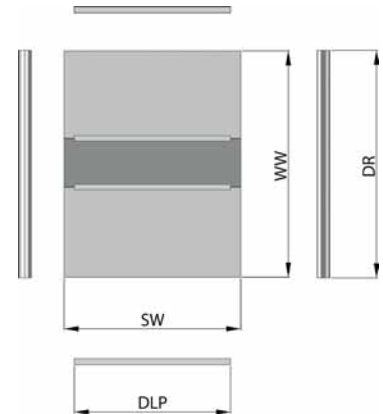
Opening dimensions



Door dimensions



Dimensions of fillings and profiles



DESIGNATIONS

- SO opening width
- WO opening height
- DSO buffer strip length
- DSP Anti-dust strip length
- DTM length of tracks and covers
- SD door width
- WD door height
- k - verlap width, Z = 28 mm
- Z - number of doors
- n
- SW width of filling
- WW height of filling
- DLP length of horizontal strips
- DR length of handles

Length of bottom and top track and cover

$$DTM = SO$$

Door dimensions

Door height	Tor EVO/PRO	Tor EVO 2
	$WD = WO - 40$	$WD = WO - 46$

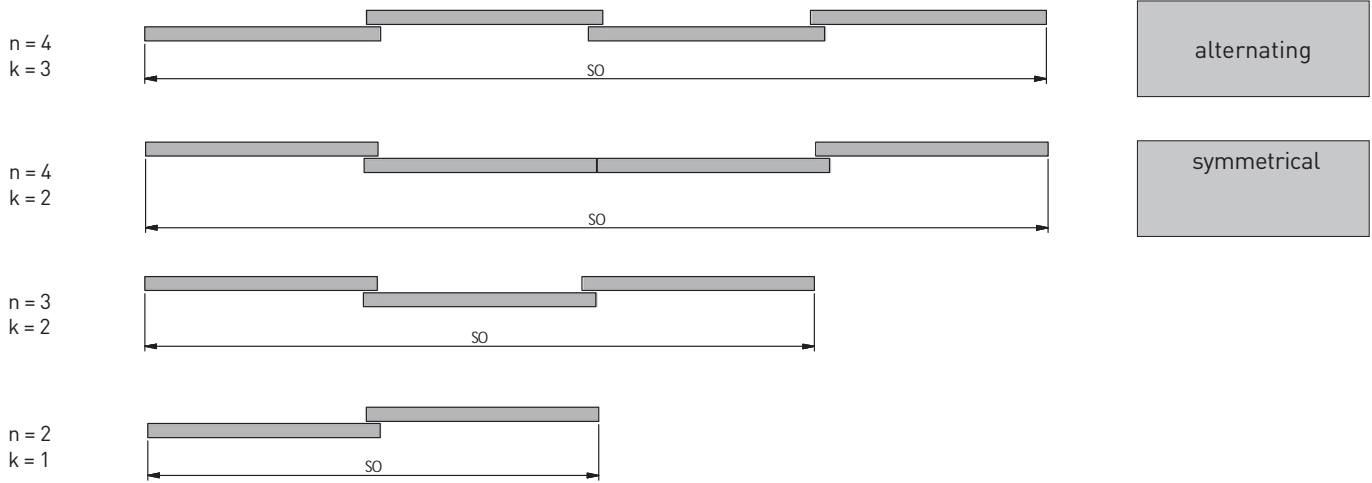
Width calculation for door with buffer strip

Overlap width	Z = 28 mm				General formula
Number of doors	n = 2	n = 3	n = 4		$SD = \frac{(SO - 3 + k * Z)}{n}$
Number of overlaps	k = 1	k = 2	k = 2	k = 3	
Simplified formula /	$SD = \frac{(SO + 25)}{2}$	$SD = \frac{(SO + 53)}{3}$	$SD = \frac{(SO + 53)}{4}$	$SD = \frac{(SO + 81)}{4}$	

Calculations for door without buffer strip

Overlap width	Z = 28 mm				General formula
Number of doors	n = 2	n = 3	n = 4		$SD = \frac{(SO + k * Z)}{n}$
Number of overlaps	k = 1	k = 2	k = 2	k = 3	
Simplified formula	$SD = \frac{(SO + 28)}{2}$	$SD = \frac{(SO + 56)}{3}$	$SD = \frac{(SO + 56)}{4}$	$SD = \frac{(SO + 84)}{4}$	

NUMBER OF DOORS

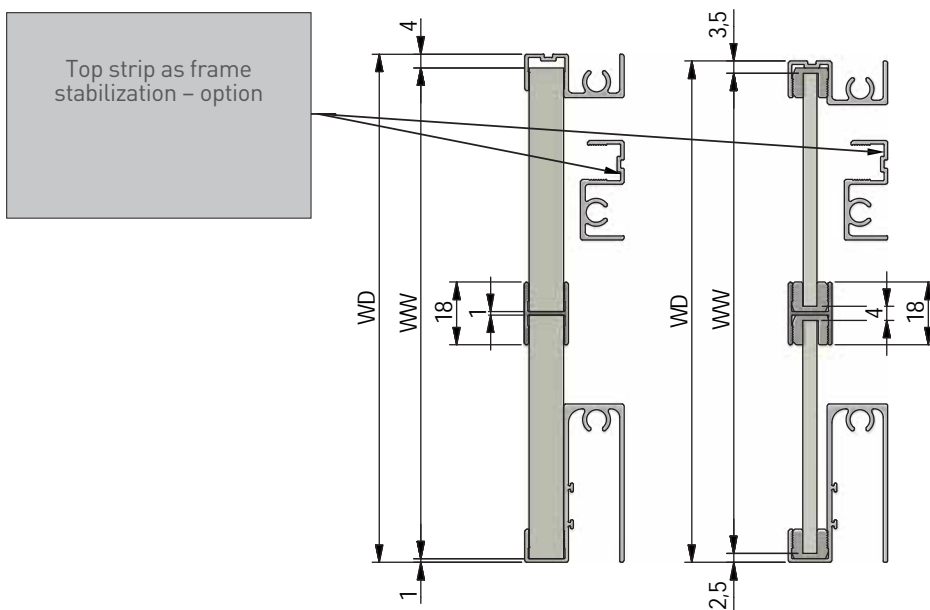


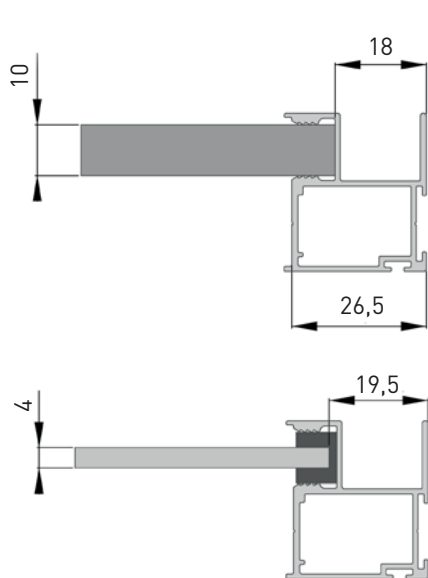
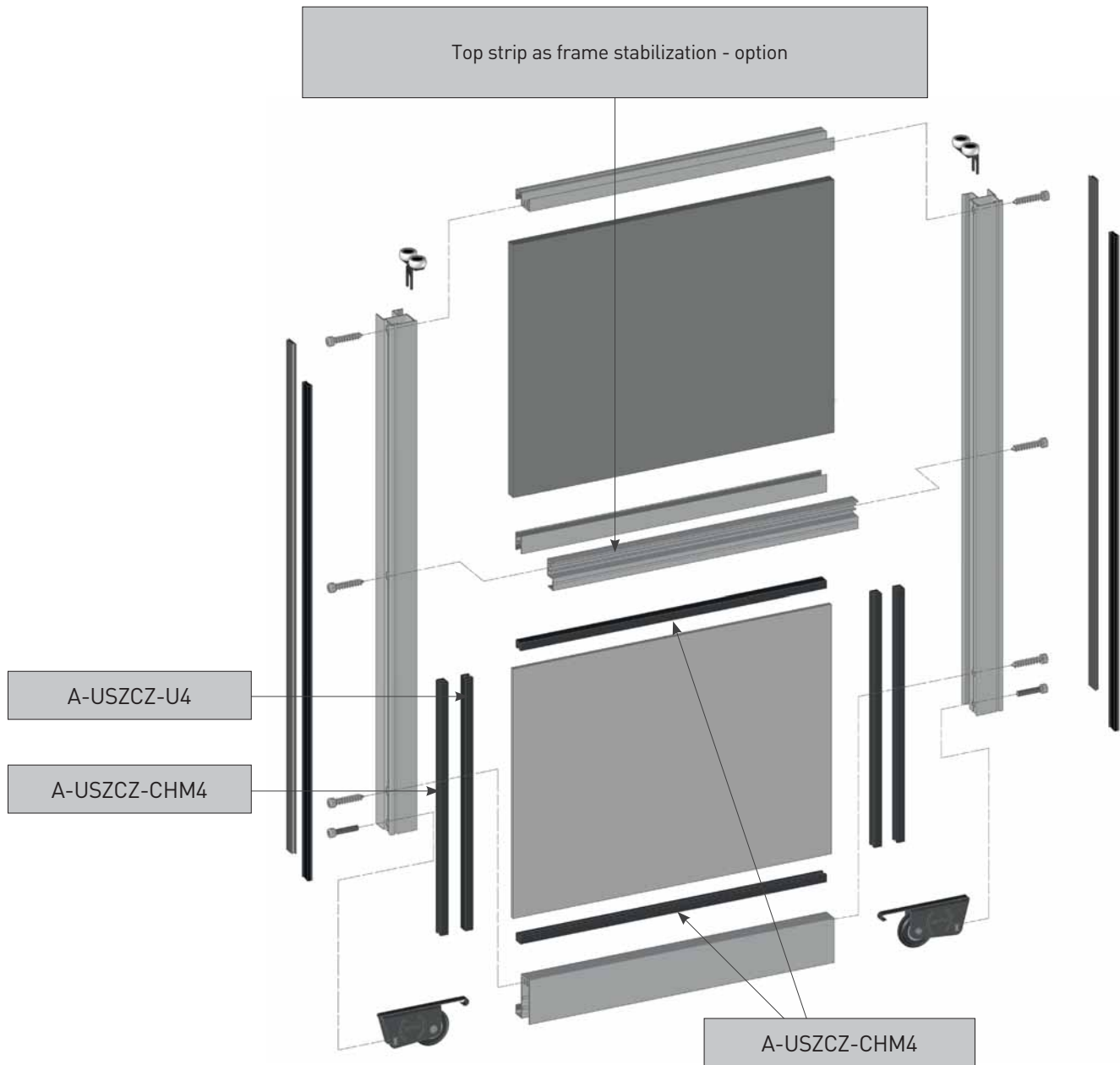
Filling dimensions	
Width of filling #10 mm	$SW_{10} = SD - 36$
Height of filling #10 mm	$WW_{10} = WD - 5$
Width of pane filling #4 mm	$SW_4 = SD - 39$
Height of pane filling #4 mm	$WW_4 = WD - 6$

When using joined fillings, take the H-profiles dimensions into account. The clearance for panel fillings of up to 2 mm is taken into consideration in the calculations.

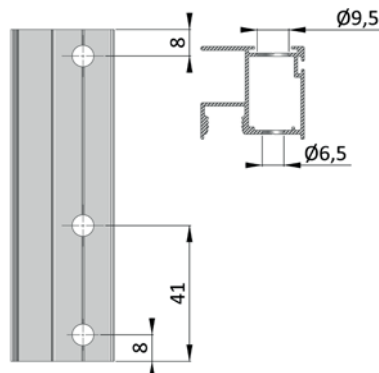
Lengths of aluminium profiles	
Length of horizontal strips	$DLP = SD - 53$
Length of handles	$DR = WD$

Strip lengths	
Buffer strip length	$D_{so} = WD$
Anti-dust strip length	$D_{sp} = WD - 20$



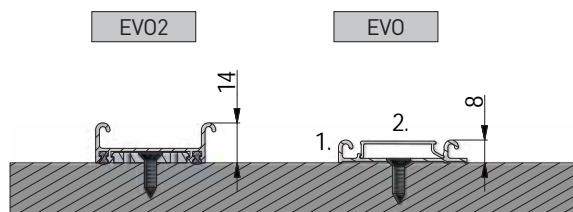
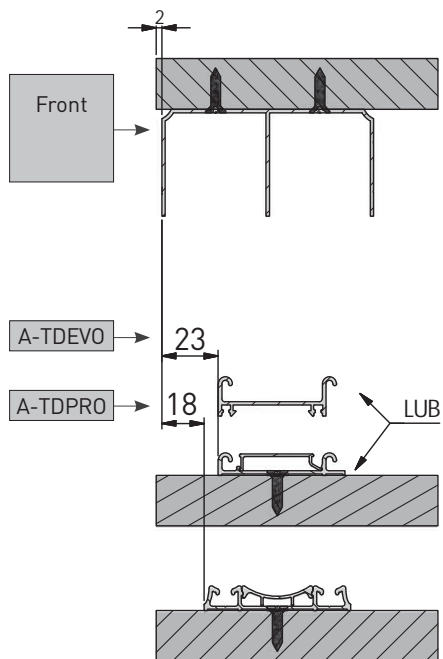


Arrangement of fixing holes



The screws 6.3x40 (for fixing the handle to the bottom strip) are delivered with the sets of the bottom rollers (2 pieces). The other parts of the frame should be fastened with the screws 6.3x32. Index: A-B63-32

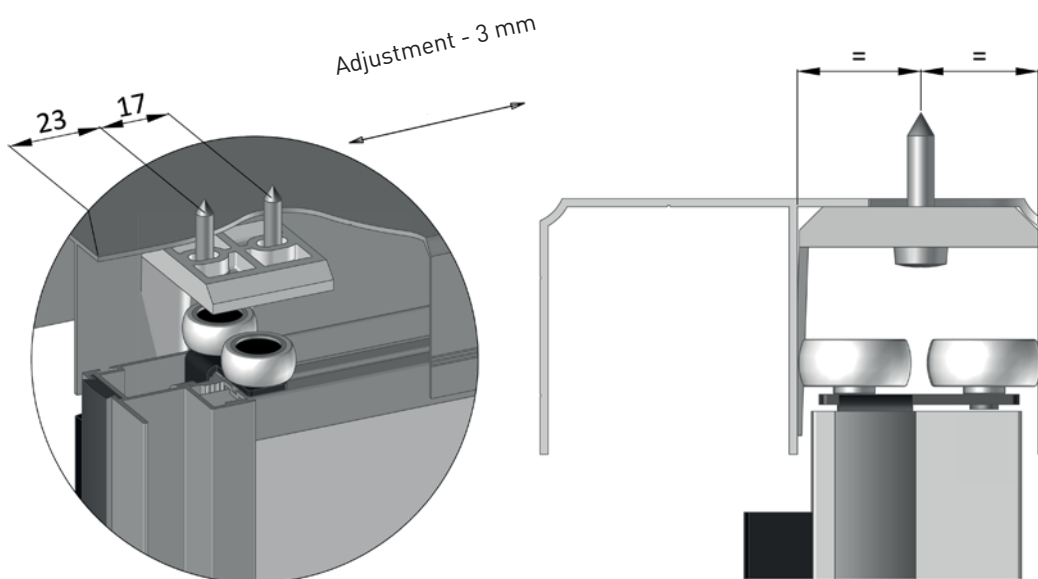
INSTALLATION OF BOTTOM TRACKS



1. Pay attention to the correct direction of the installation of tracks.
2. Pay attention to the correct direction and attachment of cover.

INSTALLATION OF POSITIONER IN TOP TRACK OR IN BOTTOM TRACK

For the bottom track EVO – mount always the top positioner. For the bottom track PRO – mount the top positioner or the bottom positioner.



Pull out the positioner before mounting the track and installing the door





Polígono Industrial de Toedo 2,

Vial 2 parcela 3-1,3-2

36682, A Estrada (Pontevedra)

986 57 02 69

web@hf3.es